

Going to a University of Missouri Volleyball Game



Going to a University of Missouri Volleyball Game

I am going to the University of Missouri Volleyball game at the Hearn Center.



We may park in a parking lot or in a garage.



I will stay with my family and be safe in the parking lot. v

When we go into the arena, we may need to wait for someone to take our tickets and check our bags.




Next, we can find our seats. We may need to walk down some hallways and up or down some stairs.



There will be a lot of people there and may get loud. If it is too loud I can ask to wear ear plugs or headphones.



If we need something or have a question we may ask someone who works at the arena.



Before the and during the match there may be a band playing music some loud music. Sometimes there is fake smoke that comes in.





During the game a loud buzzer may make a sound during time outs or breaks.

When we go watch a volleyball match we may watch 2 or 3 games. The winner of the match is the team who wins the most games out of 3.

A match may be about 2 to 2.5 hours long.



I may also see police officers and emergency medical persons that are there to help if needed.



If I need help, there is a first aid room near sections 25-29.

There are concession stands to buy snacks.
We may or may not buy snacks.



There are bathrooms are close by that I can use during the game.



If I need a break I can ask to go to a quieter place.
I can walk in a quiet hallway or to the A level to the north or south ramps.

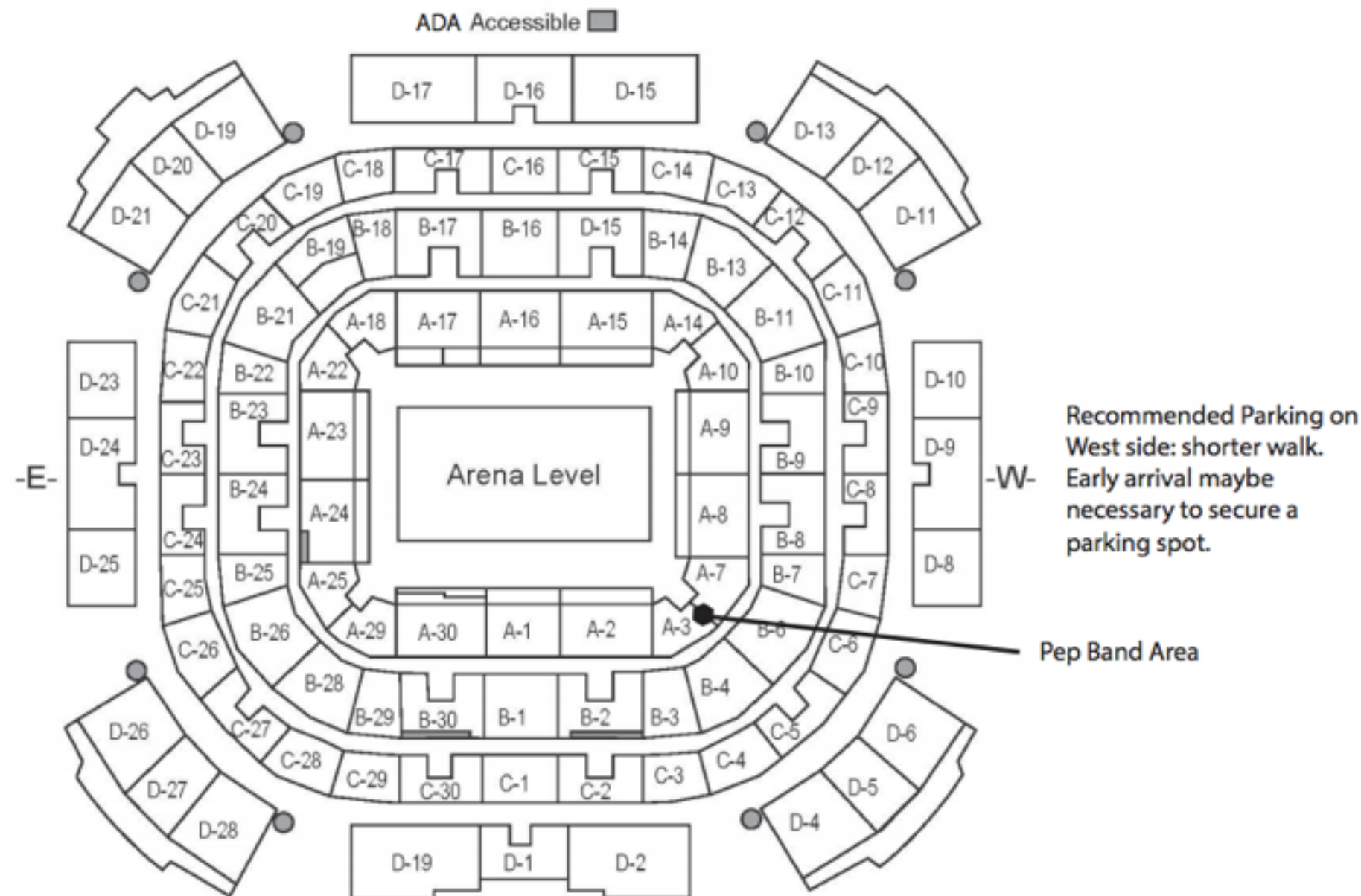


When the game is over, we will leave the game and drive home.



Going to MU Volleyball games is fun!

UNIVERSITY OF MISSOURI-COLUMBIA HEARNES ARENA SEATING CHART



- There are no guest service kiosks in Hearn Center. Event staff members and usher are available for assistance.
- The 3rd level (C Level) has private restrooms that can be locked. Ask event staff for assistance.
- Construction in and around Hearn will be occurring through 2017.
- First aid is available on East side of the B Level (near section sign 25-29).
- Quiet areas for breaks from events can be found at the North ramp at the A Level and the South side of the A Level. Be aware that you cannot exit the Hearn Center from A Level.
- Louder areas of the Hearn Center may be near sections A7 and A3 when there is a band (volleyball)
- Re-entry is often allowed in the Hearn Center.